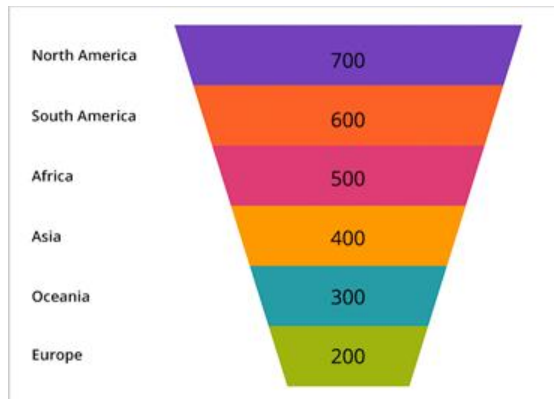








INFRAGISTICS Xamarin 17.2 – Volume Release Notes

Ultimate UI Controls for Xamarin

Fast, full-featured, easy-to-use controls give you the power to create high-performance, cross-platform mobile apps with controls for Xamarin.Forms, Xamarin.iOS, and Xamarin.Android.



ID	Name ▲	Photo	Salary
045	Andrew		314,000
018	Andrew		286,000
022	Audrey		132,000
032	Aurora		362,000

9:00 AM	Budget Appointment
9:30 AM	Media Room
10:00 AM	Sales Appointment
10:30 AM	Board Room
11:30 AM	Sales Appointment
11:45 AM	Conference Hall

Installation

Downloading

[Download Xamarin controls here.](#)

What's New

Component	Feature Name	Descriptions
Funnel Chart	New Control	A funnel chart is a type of chart that displays quantities as percentages of a whole, much like a pie chart. Funnel charts are commonly used to display quantitative data in relation to stages of a process. For example, a funnel chart might display expenses of a product from the manufacturing stage to the actual sale of that product.
QR Barcode	New Control	The QR (Quick Response) barcode symbology is a matrix (or two-dimensional) code, readable by QR scanners, mobile phones with a camera, and smart phones. This barcode symbology is one of the most popular types of two-dimensional barcodes, as its content can be decoded at high speed.
Doughnut Chart	New Control	The doughnut chart control is similar to the pie chart – proportionally illustrating the occurrences of a variable. The XamDoughnutChart control can display multiple variables in concentric rings. The control provides also slice selection and explosion functionality.
Data Grid	Row Grouping	The XamDataGrid control allows grouping of your rows by a property on your underlying data item.
Data Grid	Row Pinning	The XamDataGrid control allows row pinning by either using keys or the underlying data source items. When a row is pinned, it will show at the top of the data grid and remain fixed there.
Scheduler	New views	The control now has two new views for displaying activities: Day View and Week View.

What's Changed

Old nuGet package name	New nuGet package name
Infragistics.Core.Barcodes	Infragistics.Xamarin.Barcodes
Infragistics.Core.Charts	Infragistics.Xamarin.Charts
Infragistics.Core.DataGrid	Infragistics.Xamarin.DataGrid
Infragistics.Core.Documents	Infragistics.Xamarin.Documents
Infragistics.Core.Excel	Infragistics.Xamarin.Excel
Infragistics.Core.Gauges	Infragistics.Xamarin.Gauges
Infragistics.Core.Scheduler	Infragistics.Xamarin.Scheduler
Infragistics.Core.Sparkline	Infragistics.Xamarin.Sparkline

Components	Product Impact	Description
Xamarin	Bug Fix	Application crashes setting Culture Info. Notes: Use invariant culture when parsing color strings.
Category Chart	Bug Fix	TitleMarginLeft and TitleMarginRight properties have the same effect.
Category Chart	Bug Fix	Setting the BackgroundColor property does not work on Android. Notes: The Android XamCategoryChart now respects the value of the BackgroundColor property.
Data Chart	Bug Fix	Zooming is disabled if the Touch event has a new event handler hooked to it. Notes: Setting a touch listener on the components will no longer always override the internal touch handling. Returning false from OnTouch will enable the component to handle the event also. Returning true will override the internal handling of the event.

Doughnut Chart	Bug Fix	NullReferenceException is thrown from SkiaSharpCanvasRenderer when OthersCategoryText is set to null.
Funnel Chart	Bug Fix	FormatOuterLabel and FormatInnerLabel properties doesn't work as expected.
Pie Chart	Bug Fix	LabelOuterColor does not render LinearGradientBrush.
Pie Chart	Bug Fix	Legend labels are show as "Series Title" if only the LegendLabelMemberPath is set and not the LabelMemberPath property.
Sparkline	Improvement	Sparkline causes performance issue when scrolling the content of the parent control. Notes: Performance optimization was done.
Sparkline	Bug Fix	Axes are not displayed when the axes visibility is set to visible but ItemsSource is not set.
Sparkline	Bug Fix	Sparkline does not render markers with the correct z-index.
Bullet Graph	Bug Fix	Setting interval to .00000001 causes Bullet Graph to crash.
Radial Gauge	Bug Fix	Inner extents of the ranges of the gauge are positioned incorrectly. Notes: An incorrect extent value used in the arc calculation has been corrected.
Data Grid	Bug Fix	Exception is thrown when a nullable DateTime column is sorted.
Category Chart	Improvement	It is not possible to show item-specific information in a multi-series category chart tooltip. Notes: Added CategoryChart.ToolTipTemplates property.
Mobile Scheduler	Bug Fix	Scheduler visual data contains scaled FontSize properties values.
Mobile Scheduler	Bug Fix	Changing the view mode back to MonthView is throwing an exception.
Mobile Scheduler	Bug Fix	Scheduler's VisualModelExport class does not have DipScalingRatio property.
Mobile Scheduler	Bug Fix	The first digit from the days that contains two digits is not displayed. Notes: An issue was resolved in the Scheduler MonthView when running on certain Android devices where 2-digit Day numbers were sometimes being clipped when a bold font was specified for the MonthView Day.

