

# NetAdvantage<sup>®</sup> for jQuery 2012.1 Release Notes

---



Create the best Web experiences in browsers and devices with our user interface controls designed expressly for jQuery, ASP.NET MVC, HTML 5 and CSS 3. You'll be building on a solid foundation of robust Web technology without the need for plug-ins or extensions.

## Installation

<b>Downloading</b>	<a href="#">Download NetAdvantage for jQuery 2012.1 here.</a>				
<b>Troubleshooting</b>	<p>Should you encounter issues during installation, refer to the following:</p> <table border="1" data-bbox="394 649 1789 763"> <thead> <tr> <th data-bbox="394 649 856 706">Issue</th> <th data-bbox="856 649 1789 706">Proposed Fix</th> </tr> </thead> <tbody> <tr> <td data-bbox="394 706 856 763">Upgrading Existing Projects</td> <td data-bbox="856 706 1789 763">Read about your options <a href="#">in this detailed help topic.</a></td> </tr> </tbody> </table>	Issue	Proposed Fix	Upgrading Existing Projects	Read about your options <a href="#">in this detailed help topic.</a>
Issue	Proposed Fix				
Upgrading Existing Projects	Read about your options <a href="#">in this detailed help topic.</a>				

## Frequently Asked Questions

<b>How have the CSS and JavaScript references changed?</b>	<p>In 2012 Volume 1, the method for referencing CSS and JavaScript resources has changed to make for a more streamlined experience. The file structure has been cleaned up to be more concise and easier to find specific resources. You have the option to use the new loader, reference individual files, or use the combined versions of the scripts and CSS. Learn more about <a href="#">referencing these resources in the online documentation.</a></p>
--	--

## Summary

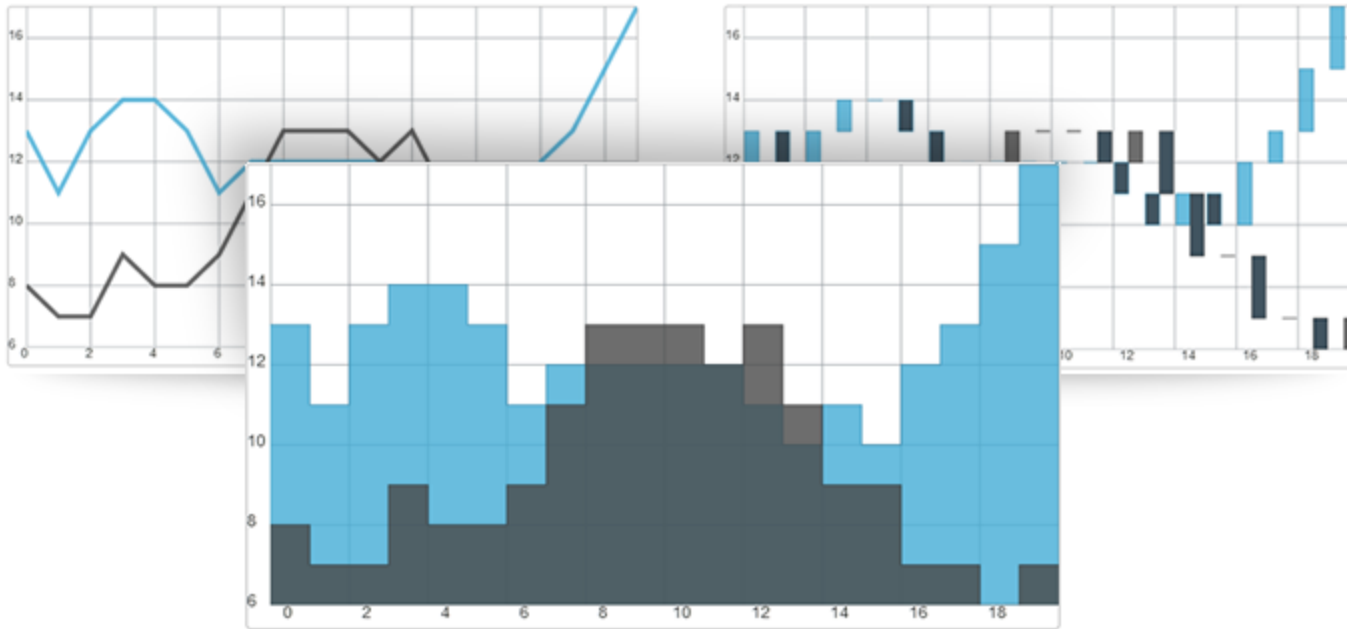
### What's New – 2012 Volume 1

Our 12.1 release for our jQuery toolset is all about delivering amazing user experiences with HTML5 on modern mobile devices. Every control is Touch enabled to give you cleaner, faster, more fluid control of your mobile applications. We've made enhancements to our grid – the fastest jQuery grid on the market, adding market-leading Data Visualization controls with our high performance Data Chart, and the most advanced HTML5 charting suite available, as well as the CTP release of our Geospatial Map. We've also made all of our control Windows 8 friendly by applying the modern Metro Style across the board.

### **New Chart Series Types – NEW!**

Our new Chart series include

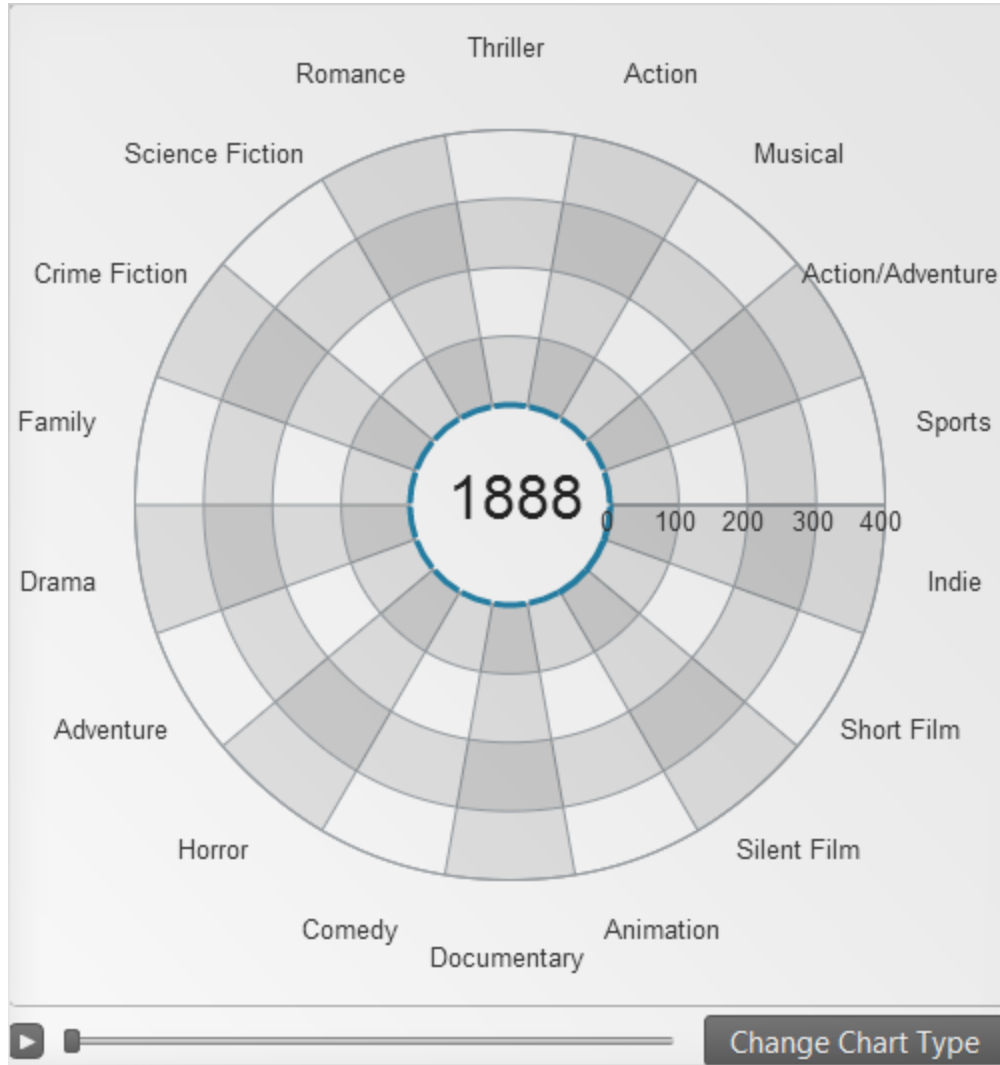
- Bubble
- Polar
- Spline
- SplineArea
- Scatter Line
- Scatter Spline
- Radial Area



### jQuery Chart – NEW!

The new jQuery Chart includes

- CategoryDateTimeXAxis
- Axis Label Templating
- Financial Indicators
- Value Overlays
- Motion Framework



**Grid – ENHANCED!**

**Merged Cells**

The feature allows for sorted cells which have the same values to be merged into a single visual cell, for easier and more context-oriented data visualization.

**Checkbox Editor**

We have added a new column format type “checkbox”, which automatically renders true/false boolean values as checkboxes. Moreover if you have Updating enabled, you can interact with the checkboxes to change the cell values.

Show  records

Product ID	Product Number	Make Flag	Modified Date
1	AR-5381	<input type="checkbox"/>	3/11/2004
2	BA-8327	<input type="checkbox"/>	3/11/2004
3	BE-2349	<input checked="" type="checkbox"/>	3/11/2004
4	BE-2908	<input type="checkbox"/>	3/11/2004
316	BL-2036	<input checked="" type="checkbox"/>	3/11/2004
317	CA-5965	<input type="checkbox"/>	3/11/2004

1 - 25 of 40 records

**Hierarchical Grid – ENHANCED!**

### Outlook Group By

Combine and customize data for your applications by simply grouping (and ungrouping) common values or conditions – just drag and drop the column header to the group-by area.

### Row Selectors

Use the row selectors to quickly select a row to perform an operation.

ID	Name			
▽ Equals...	▽ Contains...			
+ 0	Food			
- 1	Beverages			
ID	Description	Product Name	Release Date	Price
▽ Contains...	▽ Contains...	▽ Contains...	▽ On...	▽ Equals...
1	Low fat milk	Milk	10/1/1995	3.5
2	Americana Variety - Mix of 6 flavors	Vint soda	10/1/2000	20.9
3	The Original Key Lime Cola	Havina Cola	10/1/2005	19.9
4	Mango flavor, 8.3 Ounce Cans (Pack of 24)	Fruit Punch	1/5/2003	22.99
5	16-Ounce Plastic Bottles (Pack of 12)	Cranberry Juice	8/4/2006	22.8
6	36 Ounce Cans (Pack of 3)	Pink Lemonade	11/5/2006	18.8
- 2	Electronics			
ID	Description	Product Name	Release Date	Price
▽ Contains...	▽ Contains...	▽ Contains...	▽ On...	▽ Equals...
7	1080P Upconversion DVD Player	DVD Player	11/15/2006	35.88
8	42 inch 1080p LCD with Built-in Blu-ray Disc Player	LCD HDTV	5/8/2008	1088.8

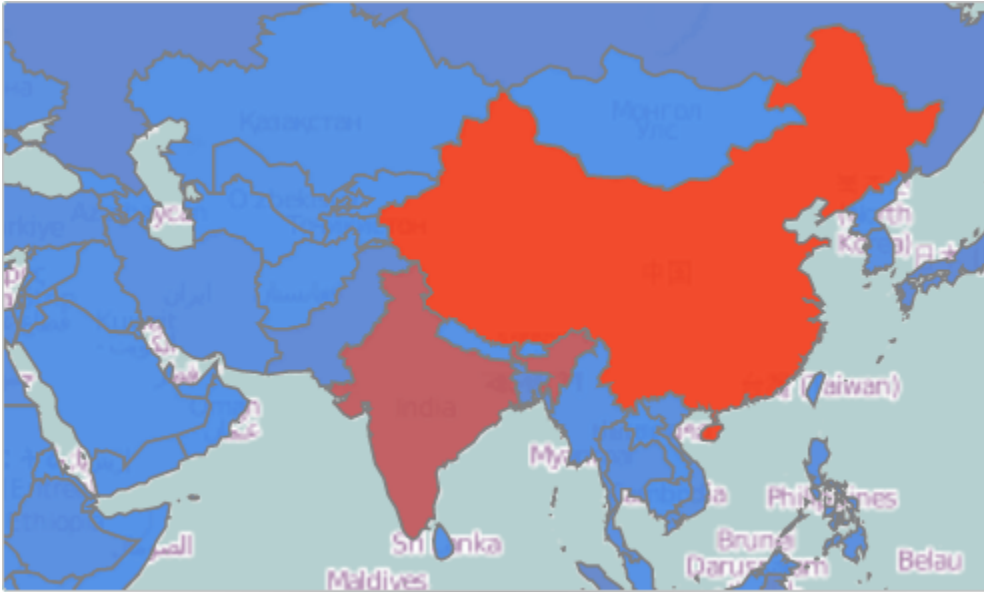
### jQuery Map – NEW! (CTP)

Create highly detailed, thematic geographical maps using an innovative feature set that includes custom shape templates, the ability to render polyline and polyshapes, Map Progression, Scatter Area Plots, and intuitive Overview Pane and much more.



## Key Features at a Glance

- **Map Progression** – Display multiple shape series in the Geographic Map control to show progression of sea surface temperatures in various parts of the world.
- **Polyline Series** – Display a polyline series to show major roads in North America. The colors of the roads are styled using the conditional style selectors to show distribution of roads in various countries.
- **Scatter Area Plots** – Show precipitation measurements from thousands of weather stations in the USA.
- **Overview Pane** - Use the Map Overview Pane to navigate the maps in an intuitive and easy to use display.

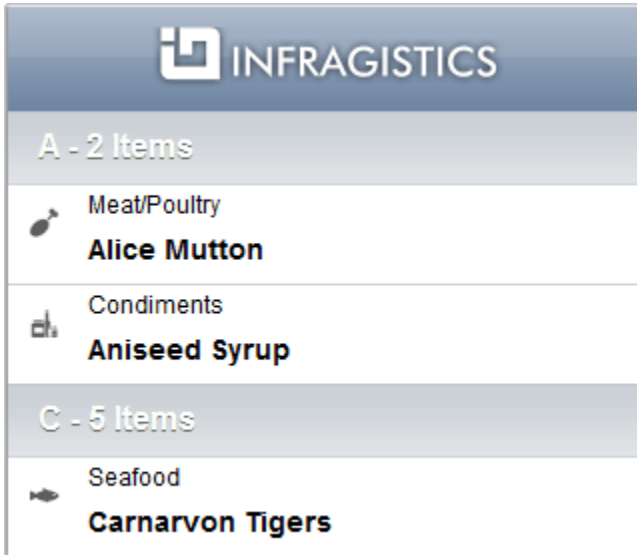


## HTML5 Mobile – NEW!

We have added several Mobile specific controls, based on jQuery Mobile, specifically optimized for mobile devices.

### Mobile List/Grid Control – NEW!

The List control allows you to show one column of data, drill down into details, have detailed templates, load items on demand, set various presets for filtering and sorting, and filter by keyword.



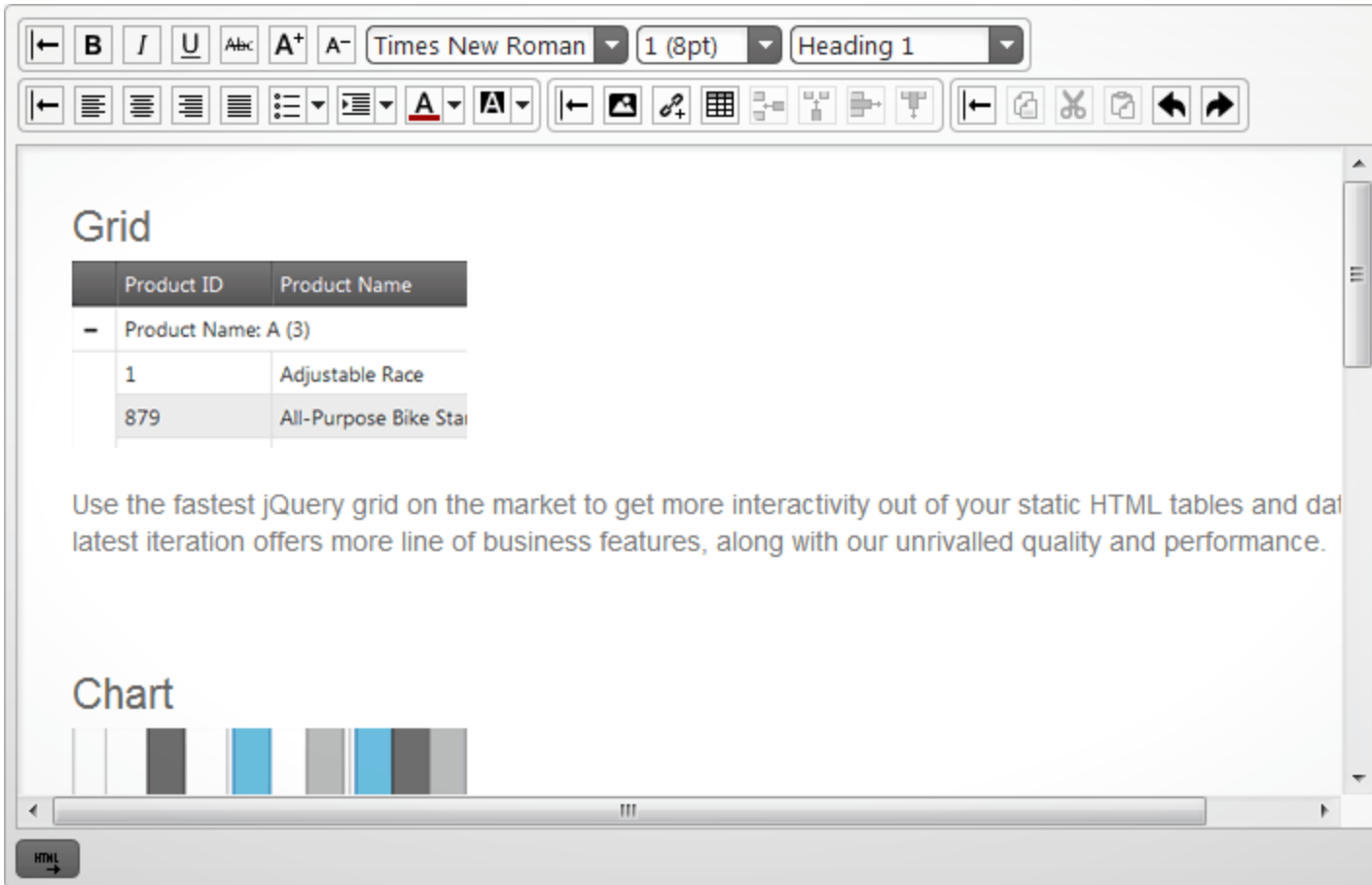
### Mobile Rating Control – NEW!

The mobile Rating control has been written and adapted specifically for mobile form factors, allowing for easy interaction with touch gestures



### HTML Editor – NEW! (CTP)

The HTML Editor is a rich client-side text editor control that allows you to perform text manipulation (bold, italic, underline), insert tables images and links, change fonts and font sized, and perform various indentations, header settings and much more.



### **Metro Style – NEW!**

Get the sleek, sophisticated, modern look your users expect. The new metro theme, optimized for touch and touch targets, incorporates a precisely aligned type-based layout and high-contrast simple icons.

### **Touch Support – NEW!**

Flick, pinch, pan, and zoom your way to the right data. It's easy to move between mobile devices and desktop applications when all of the controls are Touch enabled. All of the buttons and UI elements are bigger, and special UI for features like Grouping, Multiple Sorting, and Multiple Selection, among others. We've added panning, pinching support, as well as introduced the IG Scroller plugin, which provided a great touch scrolling experience with a custom scrollbar and acceleration/inertia effects for controls such as the Grid, Tree, and Combo.



### **Templating Engine - NEW!**

Use our ultra-fast, high performance Templating Engine with our Grid or Tree controls, or use it outside of the context of our UI widgets. It's completely integrated in our javascript, so there's no need to refer to any external references.

### **Grid Virtualization – NEW!**

Seamlessly and continuously scroll both hierarchical Grid (when rows are being expanded and collapsed), and when columns are grouped with our newly implemented grid virtualization feature. The continuous virtualization also allows rows to have variable height.

### **Support for MVC Validation – ENHANCED!**

You'll save time validating user input with enhanced support for MVC Validation. While improving the way your editors work, the MVC Data Annotations decorate your model classes with validation parameters. When bound to those model objects, the editors' controls use those validation rules to verify any user input.

### **MVVM Support with Knockout - NEW!**

KnockoutJS is an extremely popular MVVM framework among JavaScript and jQuery developers. Integration of Knockout with the jQuery grids lets you take advantage of the MVVM pattern within your web applications. This implies full two-way databinding support, both for cell/row updates, as well as add row/delete row.

**ComboBox – ENHANCED!**

**Load on Demand**

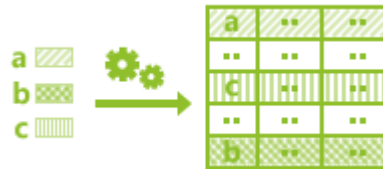
This release you can control how the data gets loaded into the combo and make your applications.



**Infragistics Resources Loader – ENHANCED!**

We have redesigned the structure of JavaScript and CSS files. Now it is simple and easy to find controls that you need. To save precious development minutes, all the files that are needed to build great HTML5 applications are located on the first level of our JS folder. There is a choice to use all-inclusive Infragistics.js, or the Infragistics loader, which instructs the application to download only resources required for the current page. Infragistics Loader is a small widget that helps load only the required JavaScript and CSS files. The loader needs to know only the names of the controls that are used on the page to load all files automatically in the correct order. We understand that memorizing the list of required files can be overwhelming, so the loader will do it for you. It can handle all of these:

- Styling (CSS)
- Localization
- JavaScript



**Release Notes**

Component	Product Impact	Description
<b>igCombo</b>	Bug Fix	igCombo fails to process ui-igcombo-field-hover class
<b>igCombo</b>	Bug Fix	Typing in the MVC combo box in Japanese does not result in the correct characters entered. Notes: Partially fixed. Selection in list for IME value will be updated only after focus is lost.

<b>igDataChart</b>	Bug Fix	Check boxes don't function in the Chart Navigation
<b>igDataChart</b>	Bug Fix	Panning stops working after changing the value of the Pan Modifier dropdown list from "Shift" to something else and changing it back to "Shift".
<b>igDataSource</b>	Bug Fix	Wrong description for method 'summariesSettings' in igDataSource
<b>igDataSource</b>	Bug Fix	Missing description for summaries in igDataSource
<b>igEditor</b>	Bug Fix	Date format not localized in Editors > Date and Time Patterns Sample
<b>igEditor</b>	Bug Fix	Editors- 'Validation Options' Sample: Required checkbox does not disable the other checkboxes
<b>igEditor</b>	Bug Fix	The minData and maxDate datePicker options are not applied
<b>igEditor</b>	Bug Fix	Custom Editor Styles' Sample - month turns to 00 every time a date is entered
<b>igGrid</b>	Bug Fix	Mouse hover effect and selection do not work for the last row
<b>igGrid</b>	Bug Fix	<p>When the grid is placed inside a jQuery UI dialog, almost all of the grid's drop-down UI elements are shown behind the dialog</p> <p>Notes:</p> <p>Now dropdowns for summaries and dialogs for advanced filtering, groupby, and multiple sorting dialogs are rendered properly.</p>
<b>igGrid</b>	Bug Fix	Button image is incorrect for the vertical scrollbar
<b>igGrid</b>	Bug Fix	Showing a hidden column makes the header's hover state stay continuously when groupby is enabled
<b>igGrid</b>	Bug Fix	Pressing SPACE or ENTER while focused on the feature chooser icon (in the column header cells) does not expand the feature chooser drop-down (instead the column is sorted if Sorting is enabled)
<b>igGrid</b>	Bug Fix	Group By/Filtering integration issue where the column renders very large and clears grouping.

		Note: Workaround is to set fixedFooters to 'false'
<b>igGrid</b>	Bug Fix	The igGridFiltering 'filterDialogFilterColumnsListTemplate' option is declared but never used in the source code
<b>igGrid</b>	Bug Fix	The border of the grid cuts some of the information after grouping 3 or more columns
<b>igGrid</b>	Bug Fix	Focus is lost when sorting a column using the space bar
<b>igGrid</b>	Bug Fix	When there's a hidden column coupled with calling sortColumn(), the column to the right of the sorted one receives the sort indicator
<b>igGrid</b>	Bug Fix	When "defaultDecimalDisplay" is set to "4" only 2 digits are shown after the decimal point in igGrid's summaries
<b>igGrid</b>	Bug Fix	When virtualization is true, summaries' columns are displaced due to grid's columns
<b>igGrid</b>	Bug Fix	The igGrid tooltips do not display in Opera
<b>igGrid</b>	Bug Fix	In IE7 the position of buttons Delete, Done, and Cancel are incorrect when the grid's width and height are not set
<b>igGrid</b>	Bug Fix	When grid has a row template and the user updates a row, the dirty style is not applied
<b>igGrid</b>	Bug Fix	When grid has a width and height, the last column editor is not fully visible
<b>igGrid</b>	Bug Fix	When grid has virtualization and the user updates or deletes a row, the data dirty style is not applied
<b>igGrid</b>	Bug Fix	When using rowVirtualization set to 'true', the grid caption doesn't receive the additional padding in Chrome and Safari
<b>igGrid</b>	Bug Fix	Date format in igGrid should be localized
<b>igGrid</b>	Bug Fix	"Export" button in "Create Excel Worksheet" and "Create Word Table " samples is broken

<b>igGrid</b>	Bug Fix	Property FilterLogicUrlKey is missig in Filtering MVC wrapper, but exists in Filtering model
<b>igHierarchicalGrid</b>	Bug Fix	Column layouts do not have the left-side padding when the hierarchical grid is viewed on a touch device (iPad and android tablet)
<b>igHierarchicalGrid</b>	Bug Fix	Using the {{if}} conditional template in a rowTemplate in the igHierarchicalGrid causes a javascript error
<b>igHierarchicalGrid</b>	Bug Fix	Parameters cell.columnKey and cell.index have incorrect values in the hierarchical grid for the cellSelectionChanging and cellSelectionChanged events
<b>igHierarchicalGrid</b>	Bug Fix	In the hierarchical grid, there are different behaviors between root and child layouts when some columns are defined and AutoGenerateColumns is true
<b>igRating</b>	Bug Fix	Zero value can be selected tapping on the left part of the first star of the Rating
<b>Localization</b>	Bug Fix	Trial watermark is not localized