

IgniteUI™ 2012.2 Release Notes



Create the best Web experiences in browsers and devices with our user interface controls designed expressly for jQuery, ASP.NET MVC, HTML 5 and CSS 3. You'll be building on a solid foundation of robust Web technology without the need for plug-ins or extensions.

Installation

Downloading	Download IgniteUI 2012.2 here.				
Troubleshooting	<p>Should you encounter issues during installation, refer to the following:</p> <table border="1" data-bbox="394 649 1789 763"><thead><tr><th data-bbox="394 649 856 706">Issue</th><th data-bbox="856 649 1789 706">Proposed Fix</th></tr></thead><tbody><tr><td data-bbox="394 706 856 763">Upgrading Existing Projects</td><td data-bbox="856 706 1789 763">Read about your options in this detailed help topic.</td></tr></tbody></table>	Issue	Proposed Fix	Upgrading Existing Projects	Read about your options in this detailed help topic.
Issue	Proposed Fix				
Upgrading Existing Projects	Read about your options in this detailed help topic.				

Frequently Asked Questions

What happened to NetAdvantage™ for jQuery?

NetAdvantage for jQuery has been renamed to IgniteUI. Read more below.

Summary

What's New – 2012 Volume 2

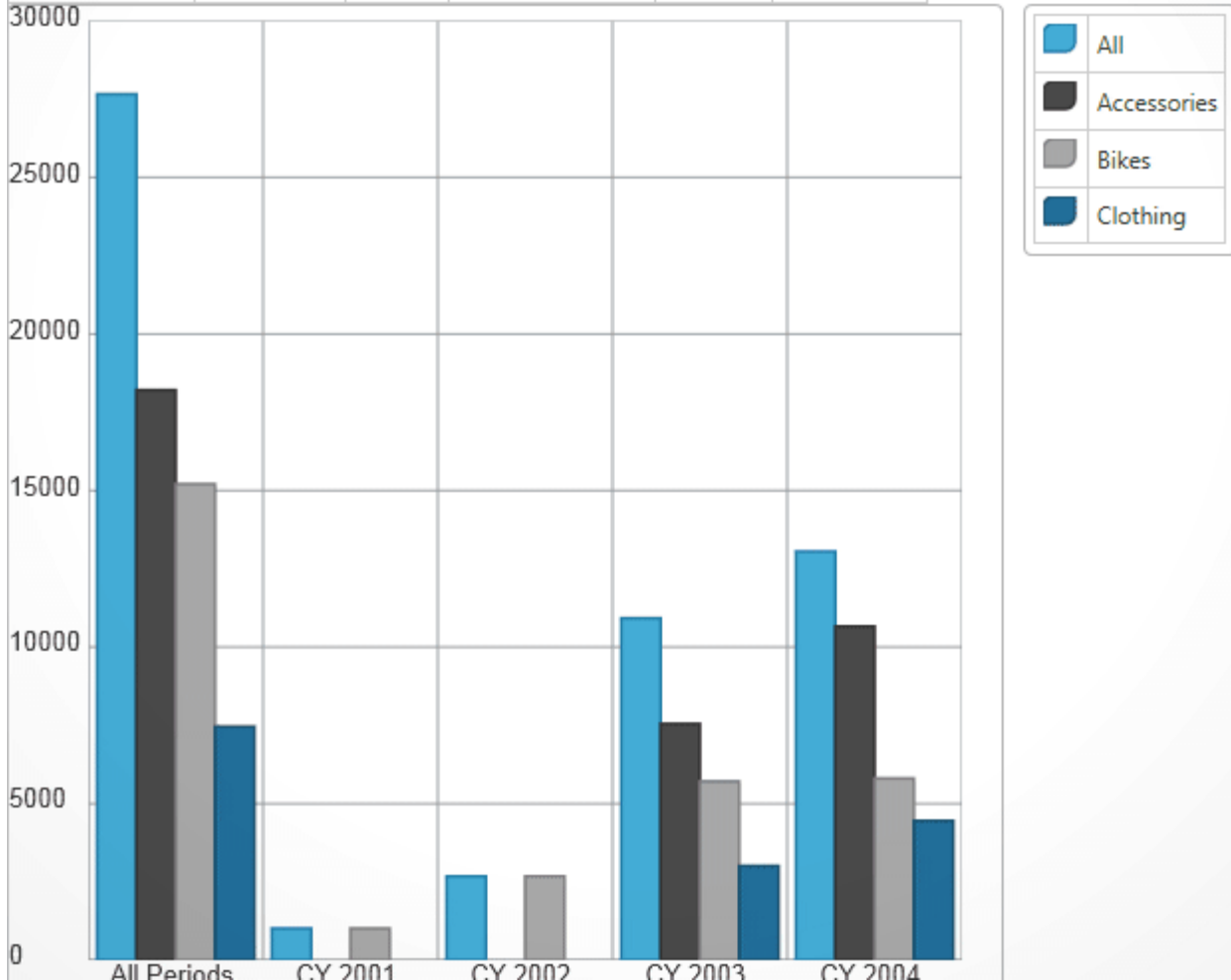
New name and improved tools for all your HTML5/jQuery development needs - NetAdvantage for jQuery is now IgniteUI and our 12.2 release continues to deliver high performance enterprise-class HTML5 and jQuery-based controls for all your desktop, tablet, and mobile applications. If you're looking for the ultimate in Touch and Mobility, the 12.2 release of IgniteUI has you covered. Every control offers touch support and touch friendly style, and we've packed in 17 new jQuery Mobile based controls and 6 adaptive jQuery Mobile themes to optimize your applications on any browser, platform, or device. Get better data analysis, more Charting capability, and the supreme performance you expect from the leading HTML5 toolset. In addition to the all the new and enhanced features highlighted below, IgniteUI also offers MVC 2, 3, and 4 compatible wrappers for all controls, and additional localization in French, Spanish, and German.

OLAP Pivot Grid - CTP

Get the facts straight with an industry-first HTML jQuery-based pivot grid that lets your users slice, dice, and filter the multidimensional data of your OLAP cube or data warehouse, putting the full power of online analytical processing within your HTML web-based applications.

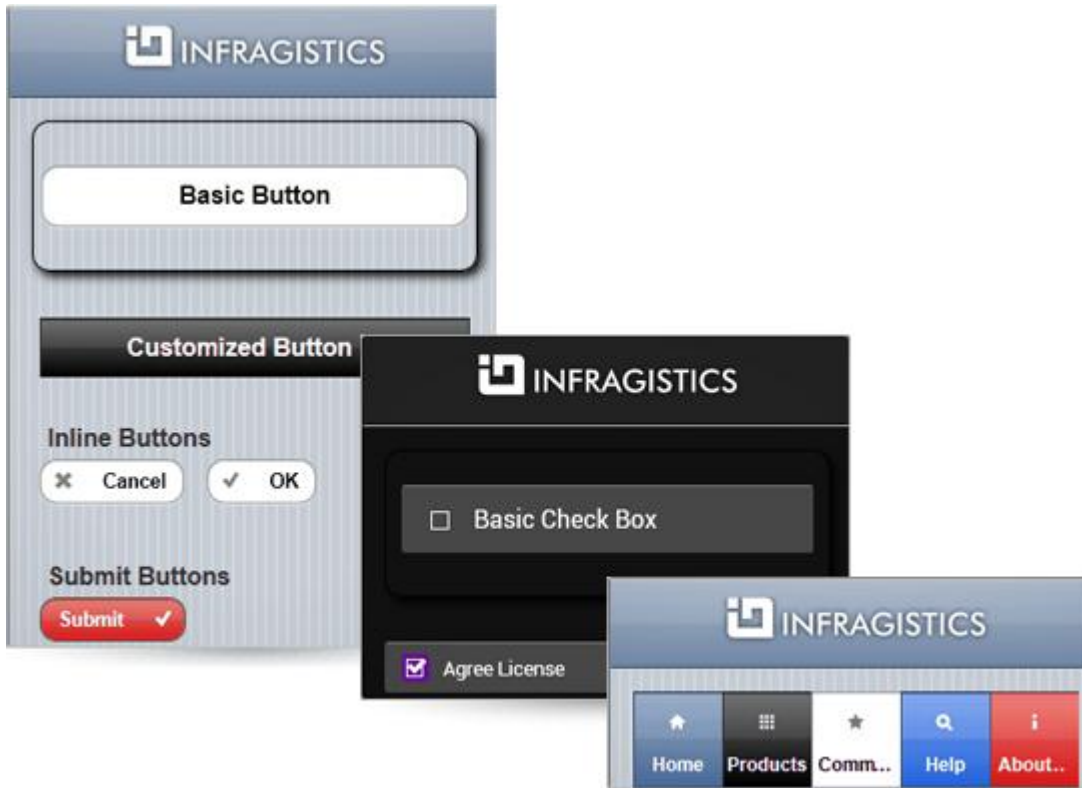
- OLAP Data Source - Give end users a true drill-down experience by integrating our Data Chart control with an OLAP data source.
- Browser-Based Business Intelligence - Our HTML jQuery-based OLAP Pivot Grid lets users work with multidimensional data (MDX) from your cubes, data warehouses from XMLA SAP and Oracle, or Microsoft SQL Server Analysis Services.
- Filtering – Let users filter the data so they see only the data pertinent to their analysis.
- Drilldown –Expandable row and column fields to allow your users to drilldown into the data to extract meaning from the numbers.

		All	- All		
			+ Accessories	+ Bikes	+ Clothing
All Periods		27,659	18,208	15,205	7,461
- All Periods	+ CY 2001	1,013		1,013	
	+ CY 2002	2,677		2,677	
	+ CY 2003	10,919	7,551	5,710	3,010
	+ CY 2004	13,050	10,657	5,805	4,451



jQuery Mobile Controls- NEW!

As part of our mobile push in 12.2, we've added 17 new controls for jQuery Mobile. Each of these controls includes an ASP.NET MVC Helper, and all are, of course, fully supported by Infragistics. We've put the Infragistics "re-assurance wrapper" around these existing jQuery Mobile controls, taking these controls to the next level with enhancements, more testing, documentation, and support.



New controls include:

Mobile Input Controls

- Button/Submit Button
- CheckBox
- CheckBox Group
- RadioButton Group
- SelectMenu
- Slider
- TextBox
- ToggleSwitch

Mobile Navigation Controls

- Link
- NavBar

Mobile Layout Controls

- Page
- Page Content
- Page Header
- Page Footer
- Collapsible
- Collapsible Set
- Popup

Grid – Enhanced!

- Column Moving – End users can select and drag columns to a new column position in the grid.

- Multi-Column Headers – Group any number of columns visually with concise and descriptive groupings.
- Row-Edit Template – Quickly create editable pop-ups of row data in your grids.
- Unbound Columns – Add fields to your grids that are not bound to a data source, or display custom data in addition to what is available in the data source.
- Default Group for Date Columns – Automatically get descriptive column grouping like “This Month,” “This Quarter,” “and “Today,” based on the date values of your groups.























Customer ID	Company Information			
	Company Name	Contact Name	Contact Title	Address
ALFKI	Alfreds Futterkiste	Maria Anders	Sales Representative	Obere Str. 57
ANATR	Ana Trujillo Emparedados y helados	Ana Trujillo	Owner	Avda. de la Constitución 222
ANTON	Antonio Moreno Taquería	Antonio Moreno	Owner	Mataderos 2312
AROUT	Around the Horn	Thomas Hardy	Sales Representative	120 Hanover Sq.
BERGS	Berglunds snabbköp	Christina Berglund	Order Administrator	Berguvsvägen 8
BLAUS	Blauer See Delikatessen	Hanna Moos	Sales Representative	Forsterstr. 57
BLONP	Blondesddsl père et fils	Frédérique Citeaux	Marketing Manager	24, place Kléber

WYSIWYG Editor – NEW!

The HTML Editor is a rich client-side text editor control that allows you to perform text manipulation (bold, italic, underline), insert tables images and links, change fonts and font size, and perform various indentations, header settings and much more.

- Custom Icons & Styles – Customize the icons and styles using CSS

← **B** *I* U Abc **A+** **A-** Times New Roman 1 (8pt) Heading 1


←                      

Grid

Product ID	Product Name
- Product Name: A (3)	
1	Adjustable Race
879	All-Purpose Bike Sta

Use the fastest jQuery grid on the market to get more interactivity out of your static HTML tables and data. The latest iteration offers more line of business features, along with our unrivalled quality and performance.

Chart



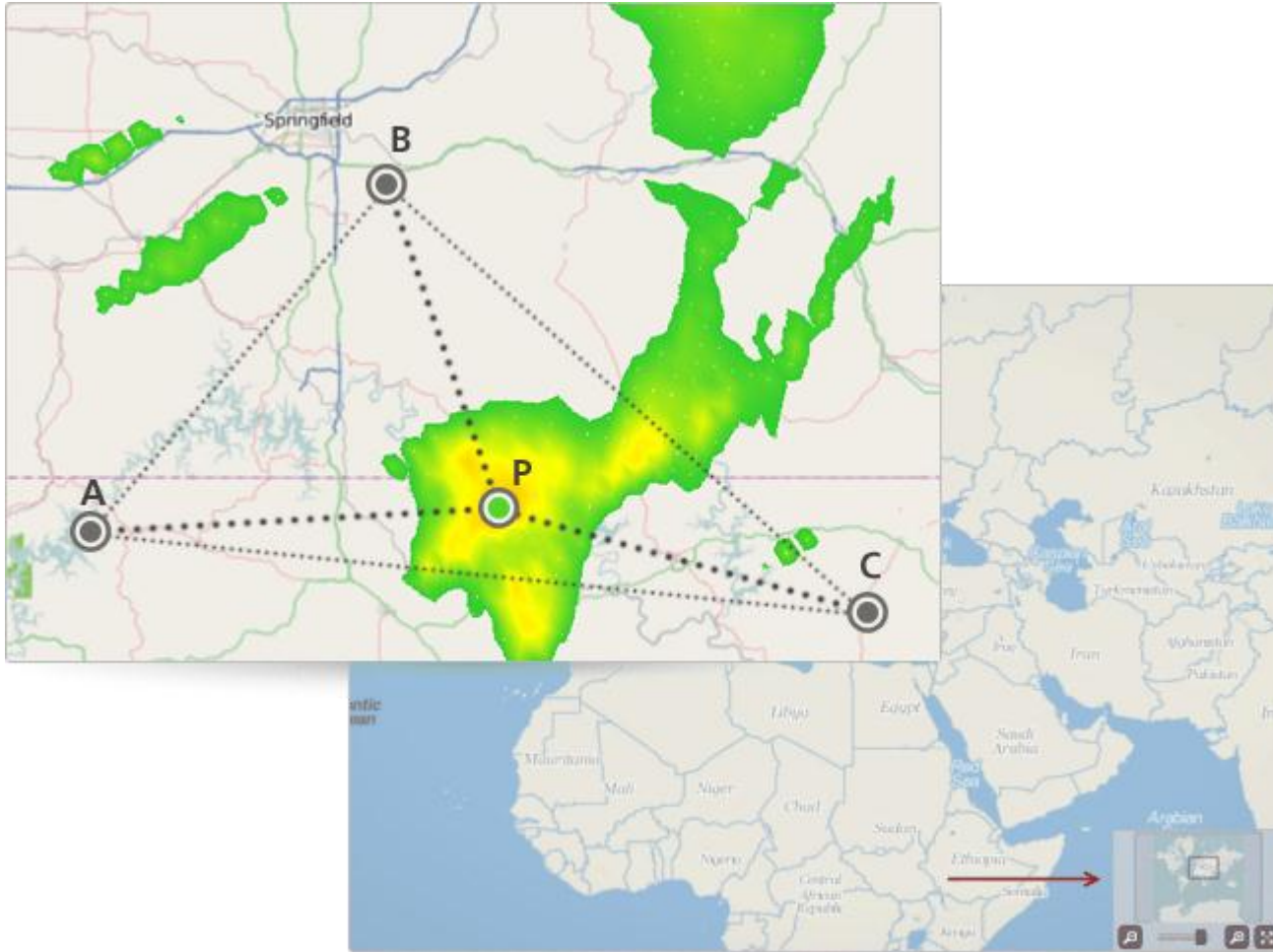
HTML →

jQuery Map - NEW!

Released as CTP in 12.1, the Geospatial Map is now RTM. Create highly detailed, thematic geographical maps using an innovative feature set that includes custom shape templates, the ability to render polyline and polylines, Map Progression, Scatter Area Plots, and intuitive Overview Pane and much more.

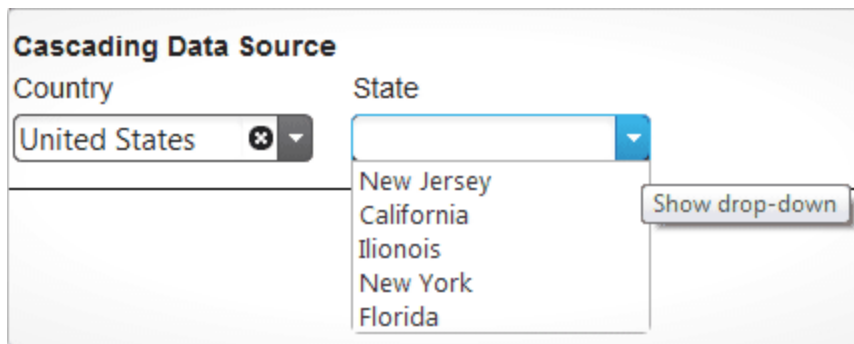
New features include:

- Scatter Area- Show thousands of data points on a map, such as precipitation measurements from thousands of weather stations in the USA. The colors are smoothly interpolated around the shape by creating triangulation of the original data and by applying a pixel-wise triangle rasterizer to determine where the rain was heaviest.
- Contour Line Maps – Just like Scatter Area Maps, Contour Maps can be used to show thousands of data points by joining points of equal value, such as elevations, precipitation levels, and more.
- Overview Pane – Use the map overview pane to navigate the maps in an intuitive and easy to use display.
- Triangulation– Some Geographic Series require a triangulation of XY+Value data in order to render, which can be a very time consuming process when massive quantities of data points are involved. The new triangulation feature enables applications to avoid this computation at run-time by pre-triangulating the data and providing the triangulation to the GeoMap series.
- Triangulation ITF Files - This feature allow developers to save and load triangulation data to ITF files.



ComboBox - Enhanced!

- Cascading ComboBox - You can easily set up "parent-child" relationships between any number of Combo Box controls on your page when you have relational or hierarchical data. This simplifies the amount of code you need to write to drop down the correct data in a child combo when a selection is made on the parent.



Data Chart - Enhanced!

- Financial Price Series – Apply Financial Price Series in OHLC mode and Candlestick mode, with a Bollinger Bands Overlay.

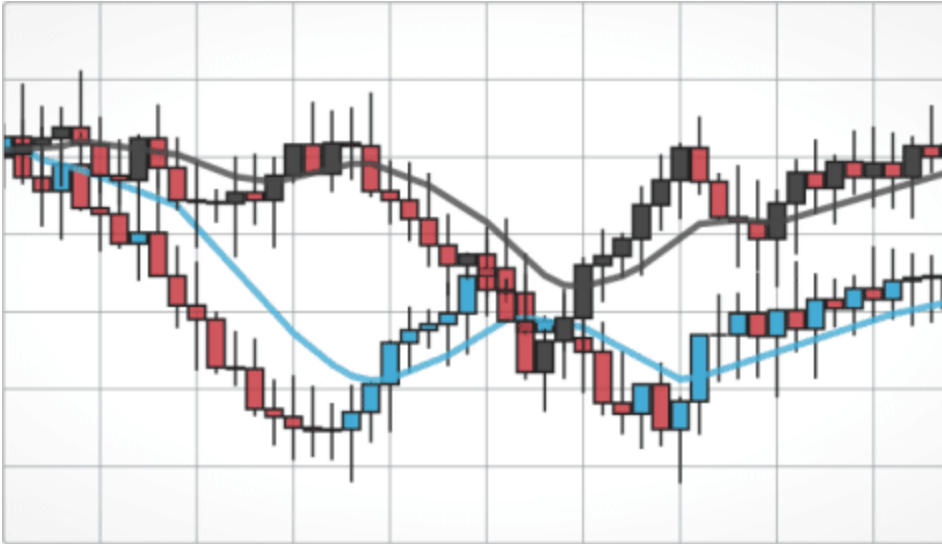
Financial Indicators are stock market indicators often used by traders to measure changes and to show trends in stock prices. These indicators are often found above, below, and on top of the financial charts. They can be used the same way as any other series found in the Chart control. However, they require specific data mapping to stock price values (open, high, low, close), and stock volume.

Supported Financial Indicators include:

- Absolute Volume Oscillator Indicator
- Accumulation Distribution Indicator
- Average True Range Indicator

- Bollinger Bands Overlay
- Chaikin Oscillator
- Chaikin Volatility Indicator
- Commodity Channel Index Indicator
- Detrended Price Oscillator Indicator
- Ease of Movement Indicator
- Fast Stochastic Oscillator Indicator
- Force Index Indicator
- Full Stochastic Oscillator Indicator
- Market Facilitation Index Indicator
- Mass Index Indicator
- Median Price Indicator
- Money Flow Index Indicator
- Moving Average Convergence Divergence Indicator
- Negative Volume Index Indicator
- On Balance Volume Indicator
- Percentage Price Oscillator Indicator
- Percentage Volume Oscillator Indicator
- Positive Volume Index Indicator
- Price Channel Overlay
- Rate of Change and Momentum Indicator
- Relative Strength Index Indicator
- Slow Stochastic Oscillator Indicator
- Standard Deviation Indicator
- StochRSI Indicator
- TRIX Indicator
- Typical Price Indicator
- Ultimate Oscillator Indicator
- Weighted Close Indicator

- Williams Percent Range Indicator



Data Source – Enhanced!

WebAPI/REST Support – The Data Source now includes support for the new WebAPI framework from Microsoft which is included in Visual Studio 2012 and ASP.NET MVC 4. WebAPI helps developers build applications that can reach a broad range of clients (desktop, mobile, tablet) in a RESTful manner.



Dialog Window -NEW!

Released in 12.1 as CTP, the Dialog Window is now available RTM. Designed to replicate the functionality of a standard Windows Forms dialog box, the ASP.NET AJAX dialog window control allows you to popup both modal and non-modal dialogs in-browser that show all common dialog behaviors.



Release Notes

Component	Product Impact	Description
Help	Bug Fix	CDN link for 12.1 is not valid for infragistics.css
Help	Bug Fix	The link to the website goes to the English website on the jQuery API Welcome page
Help	Bug Fix	Inconsistency between the link names and topic titles they point to in jQuery help
Help	Bug Fix	Poorly formatted ellipsis character in a code snippet in the "Adding Controls to an MVC Project" topic
Help	Bug Fix	Poorly formatted table of contents headings in the "Configuring ASP.NET MVC Validation" topic
Help	Bug Fix	There are multiple broken internal links in the new jQuery documentation caused by faulty string
igCombo	Bug Fix	igCombo Load on Demand in demos folder needs modernizr and doesn't need jquery.tmpl
igCombo	Bug Fix	Selection in list triggers filtering and only selected item appears in list
igCombo	Bug Fix	There is no loading indicator while remote filtering
igCombo	Bug Fix	Combo load-on-demand missing image
igCombo	Bug Fix	Differences between documentation and properties in MVC wrapper classes
igDataChart	Bug Fix	Incorrect formatting of procedure overview block in the "Animating Charts in ASP.NET MVC" topic
igDataChart	Bug Fix	Incorrect link name in the Japanese version of the "jQuery and ASP.NET MVC Helper API Reference Links (igDataChart)" topic
igDataChart	Bug Fix	Broken internal links in the "Styling igDataChart with Themes" topic
igDataChart	Bug Fix	The stiffness property in igChart is not used
igDataChart	Bug Fix	The styleUpdated() method of igDataChart does not update legend items
igDataChart	Bug Fix	Javascript error is thrown on rendering the chart
igDataChart	Bug Fix	The description for scaleValue method should be clearer
igDataChart	Bug Fix	ExportVisualData cannot be run for unit testing
igDataSource	Bug Fix	Date format in DataSource 'Namespaced XML' sample should follow the current culture's format
igDataSource	Bug Fix	Error appears when clicking on Stock Quotes in sample
igEditor	Bug Fix	igDateEditor documentation improvements
igEditor	Bug Fix	None of the links for igEditor or igNumeric editor work in the paragraphs of igEditors overview API pages

igEditor	Bug Fix	ig.ui.regional-i18n.min.js file is missing from Load and Save Form Values sample.
igEditor	Bug Fix	When selecting different country in Order Entry Form sample, Price and Total fields does not format
igEditor	Bug Fix	Punctuation issues in some of the descriptions in the Options tab of ui.igDatePicker
igEditor	Bug Fix	Validation message is still shown after checking and unchecking required checkbox in Editors Validation samples
igEditor	Bug Fix	Date is filled automatically when unchecking required checkbox and the editor is still required in Editable Date Field sample
igEditor	Bug Fix	Wrong control name in igMaskEditor topic
igEditors	Bug Fix	In the "Order Entry Form" demo, the field Total should be read only
igGrid	Bug Fix	igGrid documentation on required scripts needs to be updated given loader
igGrid	Bug Fix	Details are shown by default in ui.igGridMergedCells` options in API documetation
igGrid	Bug Fix	Details are shown by default in ui.igGridMergedCells` methods in API documentation
igGrid	Bug Fix	Sample Row Editing API doesn't demonstrate editing using F2 or Enter key although these values are listed in the combo
igGrid	Bug Fix	In IE7 sample Grid Knockoutjs Integration has error and the grid is not loaded
igGrid	Bug Fix	Improve the descriptions of the rendering and rendered events
igGrid	Bug Fix	Changes are lost after changing pages in samples
igGrid	Bug Fix	When the grid's width is bigger than the sum of its column widths and fixedHeaders=false, the hiding icon of the last column is not visible.
igGrid	Bug Fix	Add missing properties to the ASP.NET MVC helpers
igGrid	Bug Fix	Incorrect script reference in help
igGrid	Bug Fix	When there's a column hidden by default, that column's header is still visible while the grid is binding to the source data
igGrid	Bug Fix	The GroupBy modal dialog can have a "Clear All" button, while the Sorting and ColumnHiding modal dialogs instead have a "Reset" button
igGrid	Bug Fix	Options for GroupBy feature need better descriptions

igGrid	Bug Fix	The descriptions of the "groupByUrlKey", "groupByUrlKeyAscValue" and "groupByUrlKeyDescValue" options are misleading
igGrid	Bug Fix	Ungrouping when Type = local makes request to the remote dataSource
igGrid	Bug Fix	Details are shown by default in the ui.igGridRowSelectors ` methods in the API documentation
igGrid	Bug Fix	Selection's keyboard navigation doesn't work when virtualization is true.
igGrid	Bug Fix	Large numbers are not completely shown in Summaries when summaries are enabled at initialization
igGrid	Bug Fix	Broken column summary sample
igGrid	Bug Fix	igGridTooltips API documentation corrections
igGrid	Bug Fix	Scrolling position and state of expanded rows are not retained if grid is updated when columns are grouped
igGrid	Bug Fix	Pressing the Enter key while editing the Add Row when the grid has a defined height (and vertical scrollbar) causes JavaScript errors to be raised and the row isn't added
igGrid	Bug Fix	Continuous Virtualization - scroll speed is slow and there is a redurant scrollbar at the bottom of the grid
igGrid	Bug Fix	Continuous virtualization samples throw a JavaScript error
igGrid	Bug Fix	NullReferenceException when setting DataType = "date" in the ASP.NET MVC helper
igGrid	Bug Fix	When the sorting direction of a grouped date column with time format is switched to descending, the groups of data become incorrect
igHierarchicalGrid	Bug Fix	Exception is thrown in IE8 when pressing "Apply Changes" for the second time in the Row Selectors sample
igHierarchicalGrid	Bug Fix	The dragged column header disappears when placed over the grid in some Hierarchical Grid samples
igHierarchicalGrid	Bug Fix	The dragged column header disappears when placed over the grid in 'Group By Summaries' sample
igHierarchicalGrid	Bug Fix	Unbound columns for a child grid can be grouped via the grouping modal dialog
igHierarchicalGrid	Bug Fix	The buttons 'Get Selected Cell' and 'Get Selected Cells' are not writing to the output log in IE8 in the 'Cell Selection' sample
igHtmlEditor	Bug Fix	Unexpected numbers are added when selecting text with numbers and changing the format
igHtmlEditor	Bug Fix	The combos for selecting font family and font size have some strange styles on hover
igHtmlEditor	Bug Fix	Converting paragraphs to lists works differently in Firefox and Chrome.
igHtmlEditor	Bug Fix	When you switch to View Source mode and return back to Edit mode in Firefox you can't resize the added image and when you double click it a copy of the image appears

igHtmlEditor	Bug Fix	Insert Image, Insert Link and Insert Table popovers do not close when you open another popover
igHtmlEditor	Bug Fix	When using jQuery 1.7.1, the HTML Editor commands do not work
igHtmlEditor	Bug Fix	There are errors in the comments inside the JavaScript files
igHtmlEditor	Bug Fix	Exception is thrown when trying to insert picture, hyperlink or table in IE7 and IE8
igHtmlEditor	Bug Fix	Exception is thrown when trying to edit the content in Editing Content demo in IE7 or IE8
igHtmlEditor	Bug Fix	When you apply some style on selected text in Firefox and then click the end of the text to unselect it, the cursor goes to the beginning of the paragraph
igHtmlEditor	Bug Fix	Image is always added at the beginning of the first paragraph.
igHtmlEditor	Bug Fix	Clicking any of the buttons of the Html Editor in View Source mode produces a JavaScript error in Firefox.
igHtmlEditor	Bug Fix	Toolbar with expanded option set to 'false' has the wrong expand icon
igHtmlEditor	Bug Fix	The buttons from the domPathToolbar do not select their respective elements in the text area when you click them
igHtmlEditor	Bug Fix	DOM path buttons are submit buttons when the html editor is in view source mode
igHtmlEditor	Improvement	There is no ASP.NET MVC helper method that allows adding of HTML attributes to the HTML Editor
igHtmlEditor	Bug Fix	Expanded option is missing from IToolbarModel interface in the HTML Editor's ASP.NET MVC helper
igMap	Improvement	Undesired visual effects appear when the map is rendering in Map samples
igMap	Bug Fix	The map disappears after clicking the Overview button in iOS and ANDROID OS. Notes: You now have the ability to specify a background image to use in the OPD for the map using: <code>overviewPlusDetailPaneBackgroundImageUri</code>
igMap	Bug Fix	Web config files in Samples browser need modifications
igMap	Bug Fix	Map does not respond to touch events in Internet Explorer 10 correctly. Notes: Scenarios where the mouse and touch events were not working appropriately in IE10 RTM have been resolved.
igMap	Bug Fix	There is no ASP.NET MVC helper method that allows adding of HTML attributes to the Map
igTree	Bug Fix	In Load on demand with OData demo when expanding one sub-tree and expanding the next one, the first sub-tree does not collapse
igTree	Bug Fix	Tree text needs to be localized in Binding to JSON sample
igUpload	Bug Fix	Syntax error in <code>infragistics.ui.shared.js</code> and <code>infragistics.js</code> throws error in Internet Explorer 7.

Infragistics Loader	Improvement	The loader does not work properly with extended locale codes. Notes: Enabled Infragistics Loader to work with custom locales. In the RTM version only 4 languages were supported, everything else was locked out. Now a customer may provide their own language translation in the locale and the loader will correctly load this locale.
Infragistics Loader	Bug Fix	Missing image in the Infragistics Loader features
ListView	Bug Fix	igList code snippets in the API docs are incorrect
ListView	Bug Fix	Templates overlap in Mobile ListView samples
ListView	Bug Fix	Error displays upon opening Bind to REST Service sample
ListView	Bug Fix	When navigating to a sub page of the ListView in the LoadOnDemand sample, no items are rendered
ListView	Bug Fix	Tooltip text of X button in Mobile List View samples is not localized
Mobile Rating	Bug Fix	Failure to set mobile rating value by mouse
Rating	Bug Fix	Poorly formatted table of contents in the "Adding igRating (Mobile) to a Web Page" topic
Rating	Bug Fix	After voting and leaving a comment in the mobile rating sample , if you want to see the comment you should tap on 'Give feedback and rating'
Rating	Bug Fix	Misaligned buttons are different from the expected ones in the Comment Form sample
Rating	Bug Fix	In Chrome, in the Comment Form sample, after selecting a rating once, the next time a rating is selected, the buttons OK and Cancel are not visible
Rating	Bug Fix	Comment Form Sample is not working under iOS
Rating	Bug Fix	Error displays upon opening the Comment Form Sample
Samples	Bug Fix	Titles in the key features page are not linked to their respective samples
Templating Engine	Bug Fix	The description of the Row Template with Image feature content and its image are split